

Sitecore 9 Forms

Nitish Srivastava

1st Sept 2018



sitecore[®]
Own the experience[™]

#sugncr



Why Forms?

- Visitor to Contact
- To Capture User Data
- To Generate Lead
- To Understand User Behavior
- Capture Feedback
- Subscribe to Newsletter
- Register For Event





What's New In Sitecore 9 Forms ?

- Speak UI
- Drag and Drop Fields & Buttons
- Add Multi-page and Multi-section
- Save Form as Template
- Language Version of Forms
- Forms and Fields Performance
- Export To Excel
- Part of the Installation
- Language Support

WFFM

- **Simple Type**
 - Single Line Text, Multi Line Text, Password, File Upload etc.
- **List Type**
 - Drop List, Radio List, Checkbox List etc.
- **Complex**
 - **Captcha**, Password Confirmation, **Credit Card** etc.

Sitecore 9 Forms

- **Basic**
 - Single Line Text, Multi Line Text etc.
- **List**
 - Drop List, Radio List, Checkbox List etc.
- **Structure**
 - Section, Page, and Submit Button
- **Security**
 - Password and Password confirmation

WFFM

- Create Item
- Create User
- Send Email
- Send SMS
- Add Contact To A List
- User Login
- Logout

Sitecore 9 Forms

- Trigger Goal
- Trigger Campaign Activity
- Trigger Outcome
- Send Email Campaign Message
- Redirect To Page
- Save Data

Form Performance

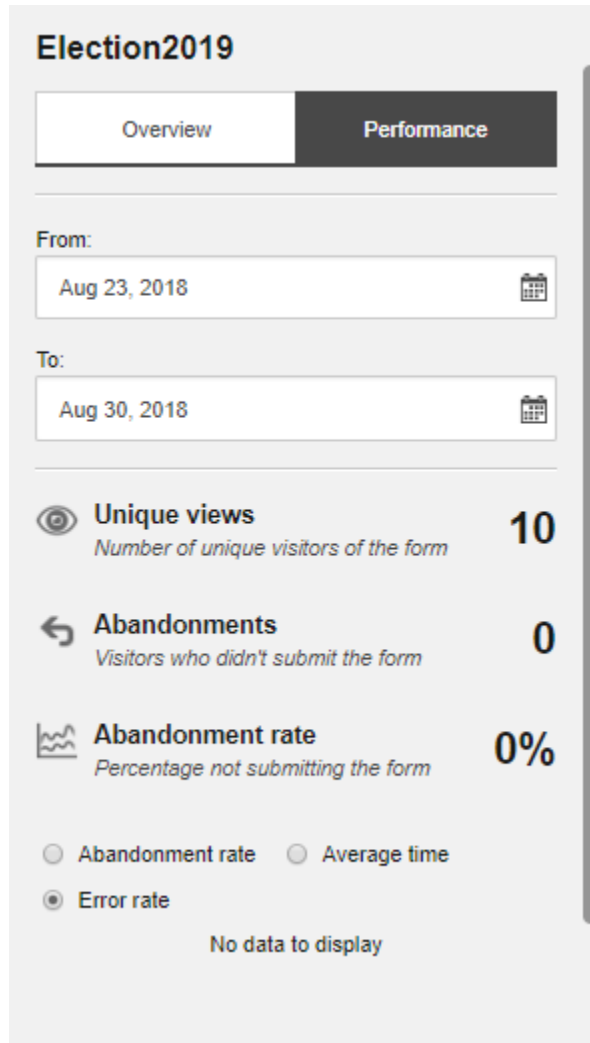
- Unique View
- Form Not Submitted Count
- Error Rate

Field Performance

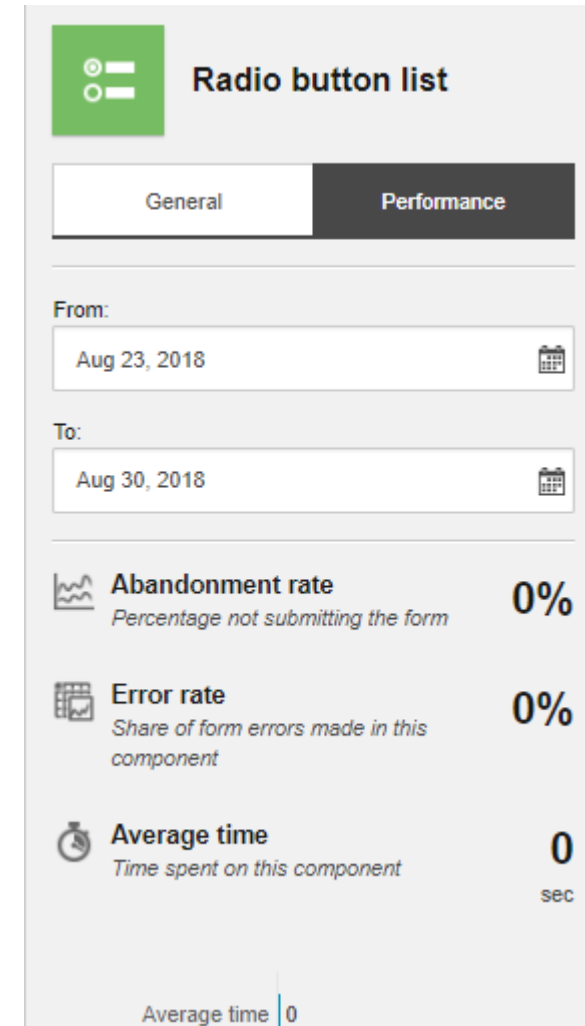
- Error Rate
- Average Time

```
var duration = this.options.duration ? Math.round((timeStamp - this.options.duration) / 1000) : 0;  
var value = getElementValue(element);  
var fieldChanged = this.options.fieldId !== fieldId;  
if (fieldChanged) {  
    this.options.fieldId = fieldId;  
    this.options.duration = $jq.now();  
    duration = 0;  
}
```

Check “form.tracking.js” and “form.validate.js” to know how these values are calculated.



Form Performance



Field Performance

Performance Query

- ▶ Email
- ▶ Forms
 - ▶ Field Types
 - ▶ Meta Data
 - ▶ Report Queries
 - Form Metrics
 - Form Field Metrics
 - Field Metrics
 - ▶ Submit Actions

Data Source [shared]:

reporting

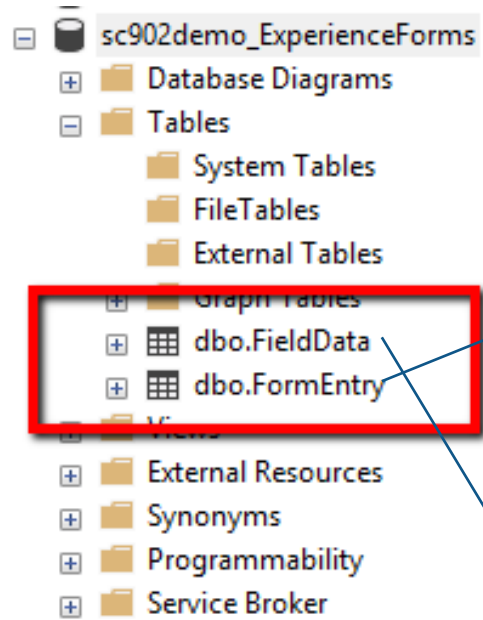
Query [shared]:

```
SELECT fm.[FormId]
, fm.[Success]
, fm.[Submits]
, fm.[Errors]
```

Filters

- sc902demo_Reporting
 - Database Diagrams
 - Tables
 - System Tables
 - FileTables
 - External Tables
 - Graph Tables
 - dbo.Accounts
 - dbo.Assets
 - dbo.BusinessUnits
 - dbo.Contacts
 - dbo.DeviceNames
 - dbo.DimensionKeys
 - dbo.Fact_AutomationStates
 - dbo.Fact_CampaignMetrics
 - dbo.Fact_ChannelMetrics
 - dbo.Fact_Conversions
 - dbo.Fact_ConversionsMetrics
 - dbo.Fact_DeviceMetrics
 - dbo.Fact_DownloadEventMetrics
 - dbo.Fact_Downloads
 - dbo.Fact_Failures
 - dbo.Fact_FollowHits
 - dbo.Fact_FormFieldMetrics
 - dbo.Fact_FormMetrics
 - dbo.Fact_GeoMetrics

FomId	Success	Submits	Errors	Dropouts	Visits
962FACD0-1334-4713-932B-69C65CAAF5EC	1	1	0	0	1
63030903-0AB2-4EAC-9F93-B0C42384947A	2	3	2	0	2
63030903-0AB2-4EAC-9F93-B0C42384947A	1	1	0	0	1
63030903-0AB2-4EAC-9F93-B0C42384947A	1	1	0	0	1
63030903-0AB2-4EAC-9F93-B0C42384947A	3	3	0	0	3
63030903-0AB2-4EAC-9F93-B0C42384947A	2	2	0	0	2
63030903-0AB2-4EAC-9F93-B0C42384947A	1	1	0	0	1
B3B6C15E-8C86-4727-9119-CD95F20BEEEE0	3	3	0	0	3
B3B6C15E-8C86-4727-9119-CD95F20BEEEE0	1	1	0	0	1



	ID	FomItemID	Created
1	1C59A23F-A9D8-48D4-9A25-051CE1910E8F	F917EF58-2F92-4C19-9692-C23F6F1CD71B	2018-08-27 10:01:49.717
2	40EF6DAC-8080-4D29-B7AF-09B3CF0189C1	63030903-0AB2-4EAC-9F93-B0C42384947A	2018-08-28 18:12:03.607
3	85C65CF9-98CF-4293-A3F8-0B4FB4BB7687	63030903-0AB2-4EAC-9F93-B0C42384947A	2018-08-28 18:05:37.867
4	FF6D97A6-2E19-4491-8E7B-16FF5CCB10F5	63030903-0AB2-4EAC-9F93-B0C42384947A	2018-08-15 08:46:04.323
5	63C586E5-7318-4F76-94BA-1D24616EC736	F917EF58-2F92-4C19-9692-C23F6F1CD71B	2018-08-29 07:57:49.900
6	AF50EB60-49D8-4C5B-B8FF-2843AA95AFCB	63030903-0AB2-4EAC-9F93-B0C42384947A	2018-08-30 11:15:23.080

	ID	FormEntryID	FieldItemID	FieldName	Value	ValueType
1	C9E6FD12-36D9-422B-85BD-032FA56C0429	40EF6DAC-8080-4D29-B7AF-09B3CF0189C1	35077549-285A-4786-B452-B3C31EED8760	Email	jjiet.nitish@gmail.com	System.String
2	DC7CACEF-1A84-4EBD-BB1B-07B656669ECA	49570DF4-00C4-4605-825B-5599A8F38B2C	29E04FF4-931E-4BF1-BEF8-E542994BD7CA	FirstName	Nitish	System.String

Demo

Survey Form

Customizing Sitecore Forms



Custom Save Action Demo

Adding Contact to xDB

Custom Save Action Demo

Adding Information As Sitecore Item

Adding Custom JS File

- `$root/sitecore modules\Web\ExperienceForms\scripts`
- Add reference to file at Form Root Item separate by |

The screenshot displays the Sitecore Forms Designer interface. On the left, a navigation pane shows the site structure: sitecore > Content > Home > Forms > First Form. The 'First Form' item is selected. The main area shows the configuration for this form item. The 'Scripts [shared]' field is highlighted with a red box and a red arrow pointing to it. The field contains the following text: `my-form-script.min.js|jquery-2.1.3.min.js|jquery.validate.min.js|jquery.validate.unobtrusive.min.js|jquery.unobtrusive-ajax.min.js|fo`. Below this field are the 'Styles [shared]' field (empty), the 'Is Template [shared]' checkbox (unchecked), and the 'Advanced' section (highlighted in dark grey). At the bottom, the 'Source [standard value]' field is visible.

Custom Validation

- Create Validation Class
- Create Validation Item
- Add Validation to Field

- Create class and Inherit ValidationElement<T> (Ref: Sitecore.ExperienceForms.Mvc)

```
namespace SC902Demo.CustomValidation
{
    1 reference
    public class IndianZipCodeValidation : ValidationElement<string>
    {
        private const string ZipCodePattern = "[1-9][0-9]{5}";
        3 references
        public string Title { get; set; }
    }
}
```

- Implement ValidateMethod for Server Validation

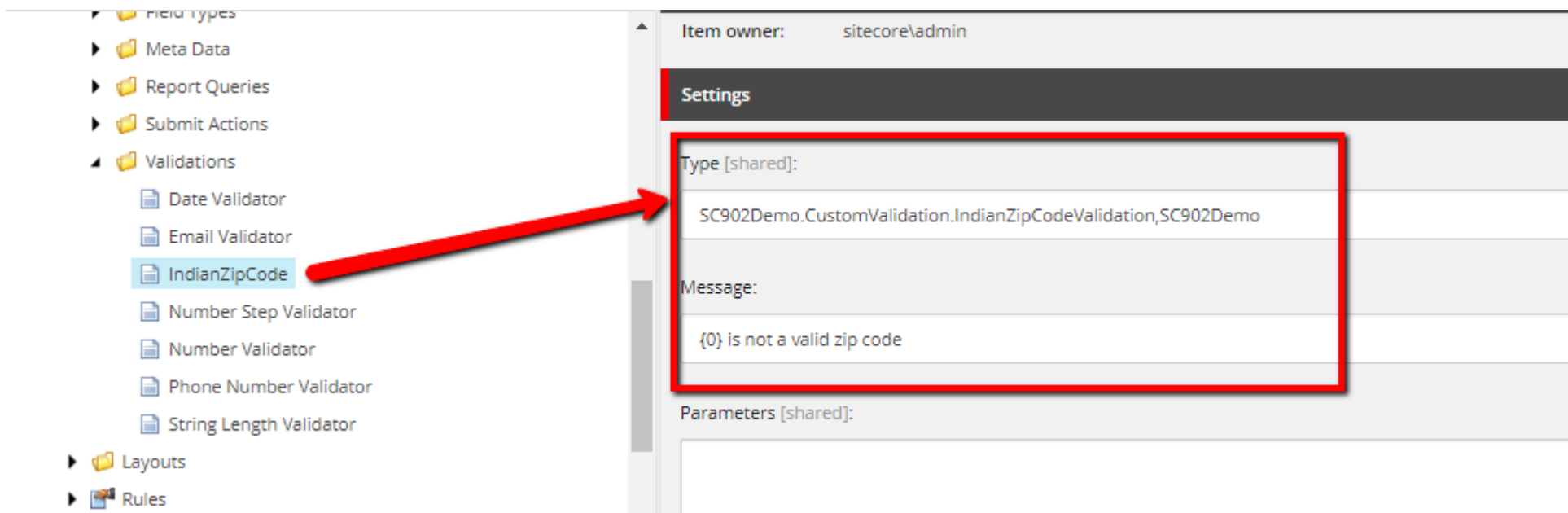
```
0 references
public override ValidationResult Validate(object value)
{
    if (value == null)
    {
        return ValidationResult.Success;
    }
    var regex = new Regex(ZipCodePattern, RegexOptions.IgnoreCase | RegexOptions.ExplicitCapture | RegexOptions.Compiled);
    var stringValue = (System.Double)value;
    if (regex.IsMatch(stringValue.ToString()))
    {
        return ValidationResult.Success;
    }
    return new ValidationResult(FormatMessage(Title));
}
0 references
```

- Implement ClientValidationRules Property for Client Verification

```
public override IEnumerable<ModelClientValidationRule> ClientValidationRules
{
    get
    {
        var clientValidationRule = new ModelClientValidationRule
        {
            ErrorMessage = FormatMessage(Title),
            ValidationType = "regex"
        };
        clientValidationRule.ValidationParameters.Add("pattern", ZipCodePattern);
        yield return clientValidationRule;
    }
}
```

- Overwrite the Initialize Method to Initialize the Property

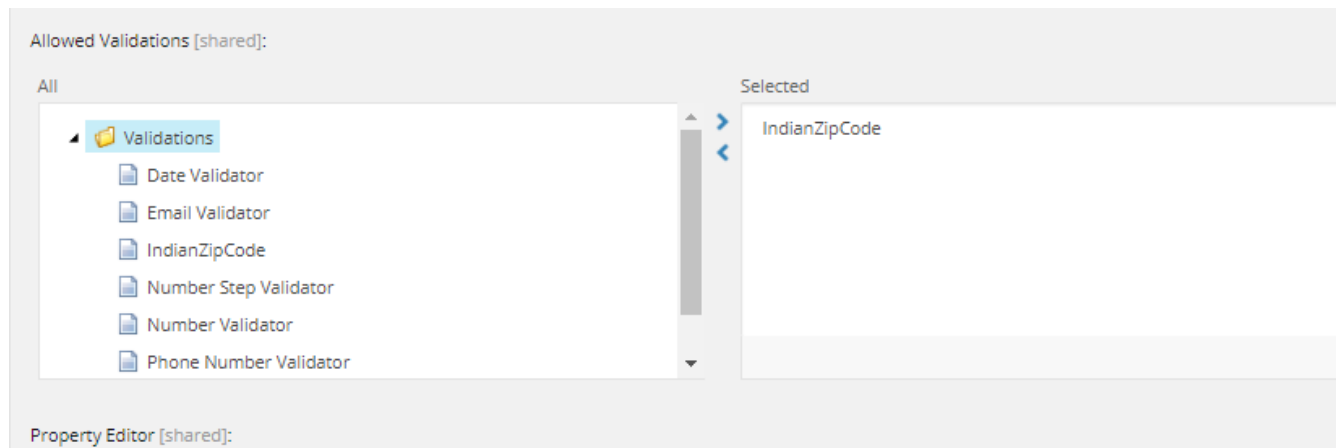
- Navigate to */sitecore/system/Settings/Forms/Validations*.
- Insert new Validation Item (Template */System/Forms/Validation* template)



The screenshot displays the Sitecore configuration interface. On the left, a tree view shows the 'Validations' folder expanded, with 'IndianZipCode' selected. A red arrow points from this selection to the main configuration pane on the right. The configuration pane shows the 'Settings' section for the 'IndianZipCode' validation item. The 'Type [shared]' field is highlighted with a red box and contains the value 'SC902Demo.CustomValidation.IndianZipCodeValidation,SC902Demo'. The 'Message' field contains the text '{0} is not a valid zip code'. The 'Parameters [shared]' field is currently empty.

Field	Value
Item owner	sitecore\admin
Settings	
Type [shared]	SC902Demo.CustomValidation.IndianZipCodeValidation,SC902Demo
Message	{0} is not a valid zip code
Parameters [shared]	

- Navigate to FieldTypes (/sitecore/system/Settings/Forms/Field Types) and Select the Field
- Add Validation in Allowed Validation



- 22606 is not a valid zip code

Zip Code Validation

ZipCode

References

- https://doc.sitecore.net/sitecore_experience_platform/digital_marketing/sitecore_forms
- <https://ggullentops.blogspot.com/2017/10/sitecore-9-forms-custom-submit-action.html>
- <https://citizensitecore.com/2017/10/17/xconnect-creating-contacts-in-sitecore-9/>
- <https://doc.sitecore.net/developers/xp/xconnect/xconnect-overview/index.html>
- <https://joaoneto.blog/2017/11/22/is-it-time-to-migrate-my-wffm-forms-to-sitecore-forms/>

Thank You

Nitish Srivastava

 @JietNitish

 /in/nitish252/

 <http://sitecorehelper.co.in/>

Feedback



<https://bit.ly/2wtnnZN>